

CHLOE

CARLO COLOMBO (2017)



DESCRIZIONE

Un vero e proprio sistema di comò e comodini a corredo del letto Chloe.

Poliform

CHLOE

CARLO COLOMBO (2017)



DESCRIZIONE TECNICA

TIPOLOGIA

comò e comodini

Struttura esterna

alluminio rivestito in cuoio (esterno) e verniciato opaco/lucido (interno)

Struttura interna

pannello di particelle di legno nobilitato

Top

pannello di particelle di legno; pannello di fibra a media densità impiallacciato; o marmo levigato/lucido

Struttura Cassetto

pannello di particelle di legno nobilitato

Frontale cassetto

pannello di particelle di legno impiallacciato


Bordo

impiallacciato sui lati a vista e carta apparenza nobilitato sugli altri lati

Poliform

CHLOE

FINITURE\STRUTTURA ESTERNA\CUOIO (8)



2 NERO

3 GRIGIO
SCURO

15 PRUGNA

19 CAFFÉ

26
INVECCHIAT
O


28 AVORIO

29 TORTORA

38 OLIVA

CHLOE


FINITURE\STRUTTURA INTERNA\VERNICIATO OPACO BROWN NICKEL (1)



VERNICIATO
OPACO
BROWN
NICKEL

CHLOE


FINITURE\STRUTTURA INTERNA\VERNICIATO LUCIDO BROWN NICKEL (1)



VERNICIATO
BROWN
NICKEL
LUCIDO

CHLOE


FINITURE\TOP\MARMO (9)




BIANCO
CARRARA
LEVIGATO




GRIGIO
STARDUST
LEVIGATO




CALACATTA
ORO
LEVIGATO




BIANCO
CARRARA
LUCIDO




GRIGIO
STARDUST
LUCIDO




CALACATTA
ORO LUCIDO



NOIR SAINT
LAURENT
LUCIDO




SAHARA
NOIR LUCIDO



SAHARA
NOIR
LEVIGATO

CHLOE


FINITURE\TOP\ESSENZA (1)



OLMO NERO

CHLOE

FINITURE\FRONTALI\ESSENZA (1)



OLMO NERO